



**5 ANS  
GARANTIE**



## SPECIFICATIONS

REFERENCES	PUISSANCE	QUANTITE DE LED	LED MARQUE	LUMENS	CERTIFICATIONS
PLAFON-IND-3535-40W	40W	1	PHILIPS TX 3535	4400	CE /ROHS /GS /CB /SAA /UL /DLC
PLAFON-IND-3535-80W	80W	2		8800	CE /ROHS /GS /CB /SAA /UL /DLC
PLAFON-IND-3535-120W	120W	3		13200	CE /ROHS /GS /CB /SAA /UL /DLC
PLAFON-IND-3535-160W	160W	4		17600	CE /ROHS /GS /CB /SAA /UL /DLC
PLAFON-IND-3535-200W	200W	5		22000	CE /ROHS /GS /CB /SAA /UL /DLC
PLAFON-IND-3535-240W	240W	6		26400	CE /ROHS /GS /CB /SAA /UL /DLC

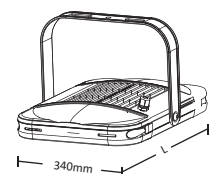
## INFORMATIONS COMPLEMENTAIRE

Voltage	100-240 /277Vac /50 /60Hz
CRI	>70
Protection	IP66, IK10
Efficacité lumineuse	110lm /w
Materiaux	Alliage d'Aluminium
Installation	Ajustable selon l'installation
Maintenance	L70>100,000 hours

## Information pour devis

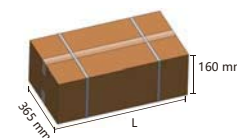
Designation	Lanterne-Led-Model_Lampe-puissance
Marque	EnergieDouce
LED Marque	PHILIPS LUXEON TX 3535
Angle	60°, 90°, 110°
Chaleur	4000 /5000 /5700K
Coloris	Argent
En option	Detecteur de mouvement

## DIMENSIONS



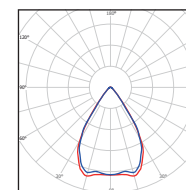
NOMBRE DE LED(S)	1	2	3	4	5	6
"L" Longueur	166 mm	239 mm	312 mm	285 mm	458 mm	532 mm
H	165 mm					
H avec anse	190 mm	227 mm	263 mm	300 mm	336 mm	373 mm
Poids	3.0 kg	4.3 kg	5.2 kg	6.1 kg	7.1 kg	7.9 kg

## EMBALLAGE

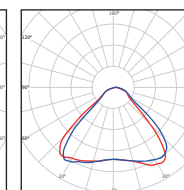


NOMBRE DE LANTERNE(S)	1	2	3	4	5	6
"L" Longueur	285 mm	355 mm	430 mm	505 mm	580 mm	650 mm
Poids	3.0 kg	4.3 kg	5.2 kg	6.1 kg	7.1 kg	7.9 kg

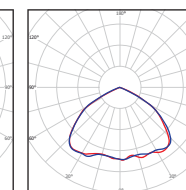
## FLUX LUMINEUX



Lens code: 60°



Lens code: 90°



Lens code: 110°